English Conversation Book 2 Contents

Unit	Unit Title	Target English	Page
1	**Chatting**	Good at / Interested in / Worried about	1
2	**My Life. My Way.**	So Because	3
3	**Weather Plans**	When If	5
4	**Special Items**	An apple to draw	7
5	**Who is that?**	Was Has been	9
6	**Rules and Customs**	Must Have to	11
7	**Persuading**	Much better The best ever	13
8	**Travel Preparation**	Will use Won't need to	15
9	**Sleep and Dreams**	Chasing Being chased	17
10	**Giving Instructions**	I want you to…	19
11	**Talking about Hotel Rooms**	Most of them Some of them	21
12	**Explaining What Things Are**	Looks Looks like	23
13	**Fables**	Telling stories	25
14	**Hotel Problems**	It's too hot. It's not cool enough.	27
15	**Apologizing and Making Excuses**	I want to, but I can't.	29

Unit	Unit Title	Target English	Page

16	**In The Future**	Will Won't have to	31
17	**Skills and Experience**	Been able to	33
18	**A Guided Tour**	How old? What age?	35
19	**Job Performance Review**	More slowly More quickly	37
20	**Checking Information**	Isn't it? / Aren't there? / Don't you?	39
21	**Confirming Expectations**	You will, won't you?	41
22	**Similes**	As easy as pie.	43
23	**Heroes, Villains and Famous Crimes**	He did it, didn't he?	45
24	**In Common**	So do we. Neither do they.	47
25	**TV Game Shows**	That's right. Definitely.	49
26	**Old and new habits**	I used to I never used to	51
27	**Making Requests and Giving Orders**	Ask her to Tell him to	53
28	**House Rules**	Had to Could	55
29	**Giving Advice**	Must / Should / Could	57
30	**Giving Opinions on TV and Movies**	Interesting Interested	59
	Appendix	Unit 26 Family Fortune Answers and Points	61
		Advice to students	62

ENGLISH CONVERSATION 2 STUDENT BOOK First Edition

Textbook For Eikaiwa Lessons in Japan

Tom Whitaker

2 My Life. My Way. So / Because

Warm Up

Why do you study English?
Why do Japanese people take off shoes in their home?
Why do people make noise when they eat noodles?

Target Language

I study English **because** I want to live in the USA.
I want to live in the USA **so** I study English.

I eat fruit **because** it is healthy.
Fruit is healthy **so** I eat it.

I like my friends **because** they are funny.
My friends are funny **so** I like them.

Speaking Practice 1: Say using both 'because' and 'so' versions.

I study English. I want to live in the USA.	→	I study English **because** I want to live in the USA. I want to live in the USA **so** I study English.

1. I watch soccer on TV. I like soccer.
2. I practice the piano every day. I want to be a good piano player.
3. I sometimes cook dinner. I want to help my family.
4. I get up at 5am. I run in the park.

Speaking Practice 2: Use the right pronouns for repeated words.

Mike eats fruit. Fruit is healthy.	→	Mike eats fruit because **it** is healthy. Fruit is healthy so Mike eats **it**.

1. I watch soccer games on TV. Soccer games are exciting.
2. I cycle to the shop. The shop is near my house.
3. David is kind. David sometimes gives me chocolate.
4. Sarah practices tennis every day. Sarah wants to play tennis well.

Speaking Practice 3: Use 'because' or 'so'. Think of an original answer.

I study English.	→	**Why** do you study English? I study English because I want to go to Hawaii.

1. I study English.	4. I collect Pokémon.
2. Mike eats fruit every day.	5. I don't have a My Number Card.
3. I am tired every evening.	6. Mary doesn't have a car.

Listening Challenge:

1. Why does Chris wash his face with cold water?
2. Why does he jump ten times?
3. Does he like natto?
4. Why does he eat natto?
5. Why does he eat eggs?
6. What else does he eat? Why?

Listening Text

Sarah: Tell me about your morning routine.
Chris: I get up at 6 a.m. Then I wash my face with cold water.
Sarah: Why do you wash your face with cold water?
Chris: I wash my face with cold water because I am sleepy. It helps me wake up. Then I jump ten times.
Sarah: Why do you do jump ten times?
Chris: I jump so I can wake up.
Sarah: What do you eat for breakfast?
Chris: I eat natto, but I don't like it.
Sarah: Why do you eat natto if you don't like it?
Chris: I eat natto because it is good for my health. I also eat two boiled eggs.
Sarah: Two boiled eggs? Why do you eat two boiled eggs?
Chris: I get hungry quickly so I eat two boiled eggs. I don't get hungry until 12. I also eat 2 biscuits.
Sarah: Why do you eat two biscuits?
Chris: I have no special reason. I just eat them because they are nice with my coffee.



Conversation Time

What is your morning routine?
What time do you get up? Why?
What do you have for breakfast? Why?
How do you come here? Why?
Why do you study English?
Do you ever go to McDonald's? Why? / Why not?
Do you save money? Why?
Do you have an evening routine?

3 Weather Plans When / If

Warm Up

Do you ever take a train? How do you usually go to the station?
How do you go to the station when it is rainy?
What will you do next weekend if it is sunny?
What will you do next weekend if it is rainy?

Target Language

I usually cycle to the station **when** it is sunny. **When** it is sunny, I usually cycle to the station.
I usually walk to the station **when** it is rainy. **When** it is rainy, I usually walk to the station.

I am free next Saturday.
I will play tennis **if** it is sunny. **If** it is sunny, I will play tennis.
I will go to the cinema **if** it is rainy. **If** it is rainy, I will go to the cinema.

Speaking Practice 1: Say both word order patterns.

cycle to the station / it is sunny	→	**I usually** cycle to the station **when** it is sunny. **When** it is sunny, **I usually** cycle to the station.

1 run by the river / it is sunny	4 skip breakfast / I am late
2 play games at home / it is rainy	5 eat fruit / I am hungry
3 watch TV / I have free time	6 go to a restaurant / it is my birthday

Speaking Practice 2: Say both word order patterns.

play tennis / it is sunny tomorrow	→	I **will** play tennis **if** it is sunny tomorrow. **If** it is sunny tomorrow, I **will** play tennis.

1 clean my room / it is rainy tomorrow	4 make cookies / you help me
2 wash the car / it is sunny this weekend	5 watch a movie / there is something good
3 walk the dog / you come with me	6 play soccer /everyone wants to

Speaking Practice 3: Practice using 'what if'

you / buy tickets / watch it on TV	→	**What if** you **cannot** buy tickets? **If** I **cannot** buy tickets, I **can** watch it on TV.

1 we / play on Saturday / play on Sunday	4 you / get a new job / live with my parents
2 we / find a good restaurant / eat at home	5 you / go by bike / go by train
3 you / pass the test / try again	6 I / wake up early/ throw water on you

Listening Challenge:

1. What is Kate planning?
2. What will they do if it is sunny on Saturday?
3. When will they give the presents?
4. What will they do if it is rainy on Saturday?
5. Why does Steve think a movie is a bad idea?
6. What will they do if it is sunny on Sunday?
7. Why is Kate worried about tickets?
8. What will they do if they cannot get tickets?

Listening Text

Kate: Hi Steve. Do you know that it is Peter's birthday on Saturday?
Steve: Yes, I do. Are you making a plan for his party?
Kate: Yes, I am. We usually go to a restaurant when someone has a birthday but I am making a new plan this time. What do you think about this two-day plan? On Saturday we will meet at the park and have a picnic if it is sunny. We will give Peter his presents when he comes.
Steve: What if it rains?
Kate: If it rains, we will go to a restaurant with an all-you-can-eat curry buffet instead.
Steve: Okay. What is the plan for Sunday?
Kate: On Sunday we will go to the beach.
Steve: What if it rains?
Kate: If it rains, we will go to a movie theatre. We can watch Titanic.
Steve: I don't think a movie is a good idea. We cannot talk to each other when we watch a movie. How about going to a J-league soccer game instead?
Kate: Hmm. Yes, maybe you are right. Let's go to a soccer game. But what if we cannot get tickets? I usually cannot get J1 tickets when I want to buy them.
Steve: If we cannot get tickets for a J1 game, we can get tickets for a J2 or J3 game in a lower league. It will be fine. We always have fun when we are together.

Speaking Activity

Make a plan for meeting friends next weekend (Saturday and Sunday). They like barbecues, nature, animals and sports. Make plans for good and bad weather.



Roleplay

You are planning a school trip for your class. Make a plan for activities you can do in sunny weather and backup ideas for rainy weather.

Appendix
1 Student Guide: A brief guide of how to use this textbook

Thank you for using this textbook. You use this textbook because you want to speak English well. English is like sports. You get better with practice, practice, practice!

READING - LISTENING - SPEAKING - WRITING

How students can practice with this book:
You can do this before or after lessons. Ask your teacher what they recommend for you.

1. Read a unit.
2. Read the Listening Text aloud.
3. Read the Speaking Practice drills aloud.
4. Write out the Speaking Practice drills in a notebook.
5. Translate the Speaking Practice drills to Japanese.
6. Cover the English. Look only at your Japanese translation. Translate it back to English.
7. Copy out the Listening Text into a notebook.
8. Translate the Listening Text into Japanese.
9. Cover the English. Look only at your Japanese translation. Translate it back to English.

More ways to practice your English:

1. Write a diary. Try to use the Practice Sentences of new words from today's unit if possible.
2. Write in your diary. Explain something your saw on TV, on the internet, while you were out today.
3. Write a letter or email for a purpose. For example, email a hotel in America to ask if they have rice cookers in their kitchenettes. Or email a mobile phone shop in England to ask how much it costs to rent a mobile wi-fi router for 5 days if you go on holiday there. Businesses are politer than most places on the internet because they want to sell you things. Remember to make a free email address on Gmail. Don't use your real name or email address. You might get lots of sales junk emails.
4. Join a community on the internet. For example, a group that likes Japanese food on Facebook; or a group that is interested in Japanese culture on Reddit; or answer a question about Japan on Quora. It is a chance to communicate in real English with real people. But remember, be careful with your personal information on the internet.
5. Try searching for information in English next time you Google something. Did you know 55% of the internet is in English, but only 4% is in Japanese. You open up more of the world to you if you try things in English. (Source: https://www.statista.com/chart/26884/languages-on-the-internet/)
6. Rent DVDs with English and Japanese subtitles. Watch the movies with English audio and Japanese subtitles. If you like one of the characters, go back and watch a 5-minute part with that character, but change to English audio AND English subtitles! Try to copy how they speak.

2 English Conversation Textbook Series

English Conversation 1: Teacher's Book (1st, 2nd & 3rd Editions)
English Conversation 1: Student Book (1st, 2nd & 3rd Editions)
English Conversation 2: Teacher's Book (1st Edition)
English Conversation 2: Student Book (1st Edition)

English Conversation 1		
1st Edition (2019)	2nd Edition (2023)	3rd Edition (2023)
Student Book		
30 Lessons 2 A4 pages per lesson Compact Easy copying/printing 70 pages	30 Lessons 2 A4 pages per lesson Compact Easy copying/printing 72 pages	30 Lessons 3 A4 pages per lesson More spaced out More images 100 pages
Teacher Book		
2 A4 pages per lesson Brief introductory notes 80 pages	4 A4 pages per lesson Detailed teaching notes 139 pages	6 A4 pages per lesson Detailed teaching notes 200 pages
27 of the 30 1st Edition units are the same as 2nd & 3rd Editions. There is a Teacher Book and a Student Book. The Teacher Book has a brief guide on how to use the book.	2nd and 3rd editions have the same teaching material. There is a Teacher Book and a Student Book. The Teacher Book has a detailed guide for each lesson, page by page, and also general advice on how to use the book. The student book is without that.	

English Conversation 2
1st Edition (2025)
Student Book
30 Lessons 2 A4 pages per lesson Compact Easy copying/printing 71 pages
Teacher Book
2 A4 pages per lesson Brief introductory notes 81 pages
There is a Teacher Book and a Student Book. The Teacher Book has a brief guide on how to use the book.

Samples available on www.EikaiwaTextbook.com

ENGLISH CONVERSATION 1



ENGLISH CONVERSATION 1 — FIRST EDITION — STUDENT BOOK

- 30 Lessons
- 70 pages
- 2 pages per lesson
- Compact format

ENGLISH CONVERSATION 1 — FIRST EDITION — TEACHER BOOK

- 30 Lessons
- Brief teaching guide
- 80 pages
- 2 pages per lesson
- Compact format



ENGLISH CONVERSATION 1 — SECOND EDITION — STUDENT BOOK

- 30 Lessons
- 72 pages
- 2 pages per lesson
- Compact format

ENGLISH CONVERSATION 1 — SECOND EDITION — TEACHER BOOK

- 30 Lessons
- Detailed teaching notes
- 139 pages
- 4 pages per lesson
- Compact format



ENGLISH CONVERSATION 1 — THIRD EDITION — STUDENT BOOK

- 30 Lessons
- 100 pages
- 3 pages per lesson

ENGLISH CONVERSATION 1 — THIRD EDITION — TEACHER BOOK

- 30 Lessons
- Detailed teaching notes
- 200 pages
- 6 pages per lesson

Samples available on www.EikaiwaTextbook.com

ENGLISH CONVERSATION 2

In Production – English Conversation 3

3 Other Books of Interest

Hanatoki **Japan Flower Shop:** The story of a florist in Nagoya  Available in paperback from Amazon.	This is the fascinating story of a flower shop in Nagoya, Japan: how it started, how it grew, when and where people use flowers in Japanese culture and how a couple found each other and made a life for themselves out of almost nothing at the end of World War Two. When do the Japanese buy flowers? How are flowers used in Japanese culture? How did this flower shop start? How do you live your own life while working in a family business? I want to tell you the story of Yayoi and her flower shop, Hanatoki, in Nagoya, Japan. While we follow her through a year in her life, I will tell you of how the shop started; about the roles of flowers in Japanese life; how Yayoi and her husband make their marriage work while being so close in a family business; and show you some sides of Japan you may be surprised exist. Many people have an image of Japan as a country where people work too hard and have little individuality in the face of a society that pushes conformity, but I want to try to show you a different window into Japan. One where it is possible to find your own individuality and follow your own way of doing things in life.

Pokemon: An Alternative Dictionary: A Funny, Offbeat Take on Pokemon Character Names  	Have you ever heard a pikachu? Do you ever feel pidgey? Have you ever done a kakuna? Can you recognize a shaymin? "Pidgey (adj.) A kind of low level unfocused grumpiness." "Kakuna (n.) A number of sneezes of such shuddering violence that people begin to doubt they are genuine." "Shaymin (n.) Someone who predicts things so vaguely that it is hard for others to know if they got it right or wrong." Find new and fun meanings in the characters known and loved in the Pokémon world. This lighthearted book will bring a wry smile and delight to fans of the series.

Get the complete book

English Conversation 2 Textbook For Eikaiwa Lessons in Japan Student Book First Edition

30 Eikaiwa Style Lessons Ready to Use for ESL Teachers of Adult Private Man-to-Man and Online Tutoring

Scan to view the book on Amazon

Explore more ESL Learning Press books and teaching resources

esllearningpress.com